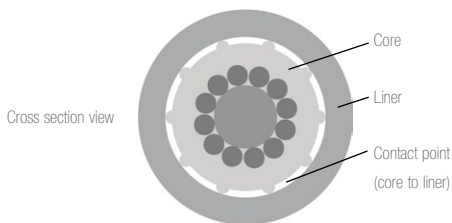



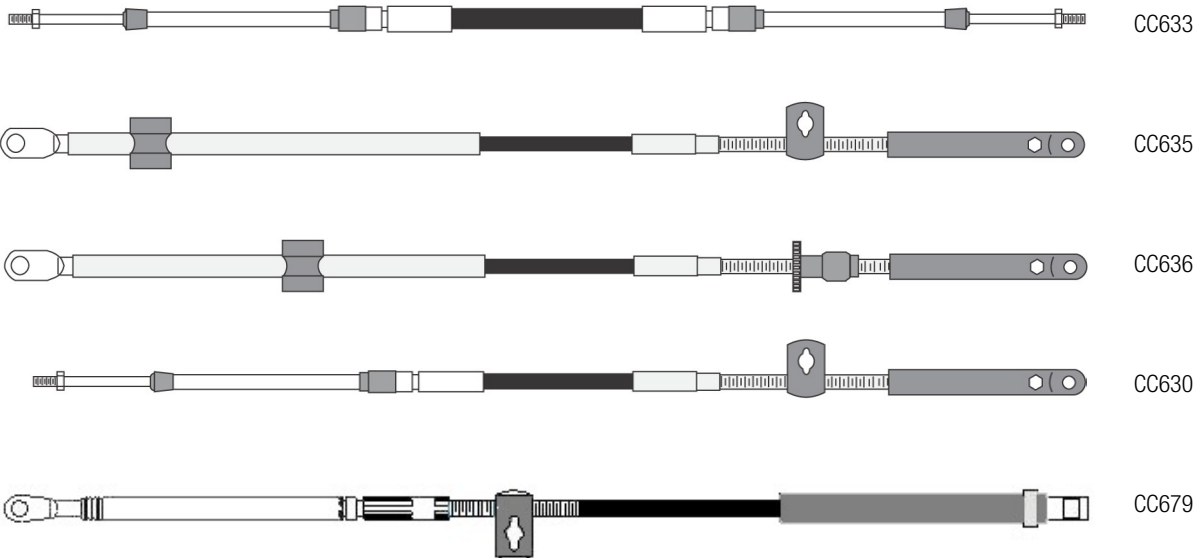
TFXtreme Engine control cables

Technical Data



TFXtreme engine control cables

With its unique splined core TFXtreme delivers unparalleled smoothness and efficiency - with hardly any lost motion - even in the longest and most complex cable routings. This gives superior feel at the control, performance that until now was considered 'impossible'.



Key Features

- TFXtreme's unique design incorporates a patent-pending splined core which allows easy movement and minimum lost motion
- Designed for complex and/or long cable runs (or to simply create a superior feel)
- Available in several style options avoiding the need for expensive adaptor kits
- All TFXtreme cables are available in 1ft increments
- Gen II type suits Mercury 4000 series controls

Order information	Part No.
3300/33C	CC633
Mercury/Mercruiser	CC635
Johnson/Evinrude	CC636
3600 Mercury/Mercruiser	CC630
Gen II Mercury/Mercruiser	CC679

TFXtreme cables are also available in other styles please contact us for further details

contact us for more details:

8.15 - 16.30 (mon-fri)

Tel: +44 (0)1202 885212

Fax: +44 (0)1202 885214

e-mail: intmarine@teleflex.com

Teleflex Marine International Sales & Marketing

Gaunts Business Centre,

Gaunts Common,

Wimborne,

Dorset BH21 4JT

England